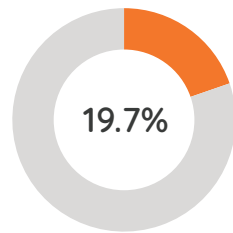


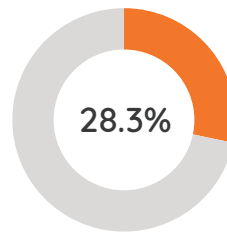
2023 International Key Findings Graduate Outcomes Survey

Higher education graduate outcomes four to six months after course completion.

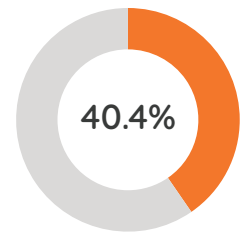
Proportion of 2023 GOS responses from international graduates by study level.



Undergraduate



**Postgraduate
coursework**



**Postgraduate
research**

104 Participating higher education institutions, including 42 universities

28,081
Valid online survey responses

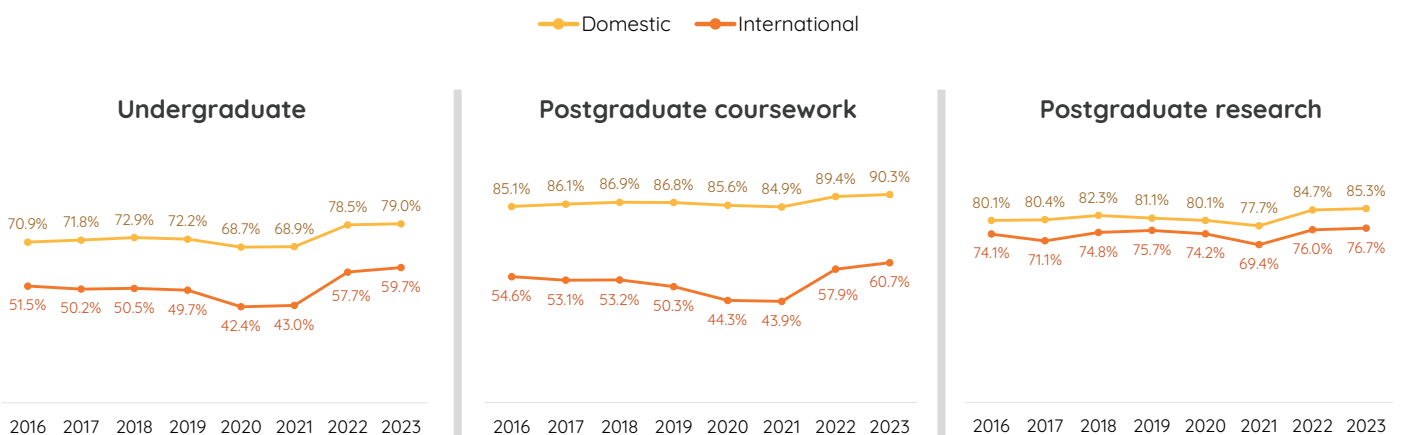
31.5% Response rate achieved

Full-time employment

(As a proportion of those available for full-time work)

International graduate full-time employment rates continued to trail domestic graduate rates across all study levels in 2023. However, the difference in full-time employment rates between the two cohorts narrowed slightly year on year.

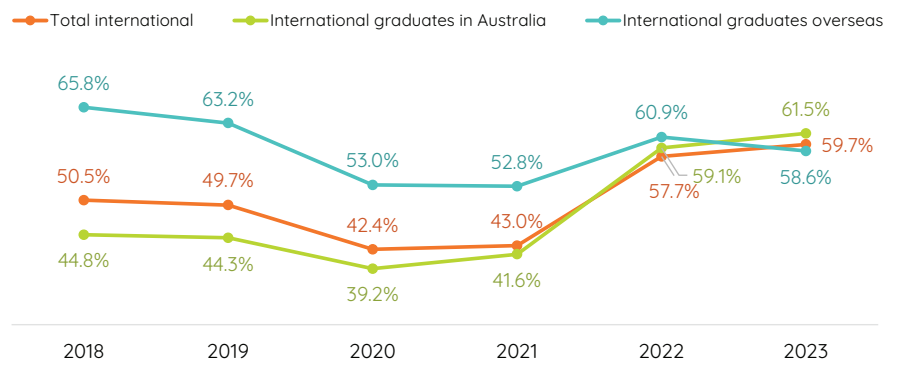
Proportion of graduates employed full-time*



* The full-time employment rate is defined as the proportion of graduates actually working, or usually working, at least 35 hours per week as a proportion of those available for full-time work.

International undergraduate full-time employment rates have historically been much lower for graduates residing in Australia shortly after course completion than those overseas. However, in 2023, full-time employment rates for international undergraduates residing in Australia were higher than those overseas, reflecting the strong recovery of the Australian labour market, and perhaps a weakening of some overseas labour markets.

International undergraduate full-time employment rate by residence at time of survey

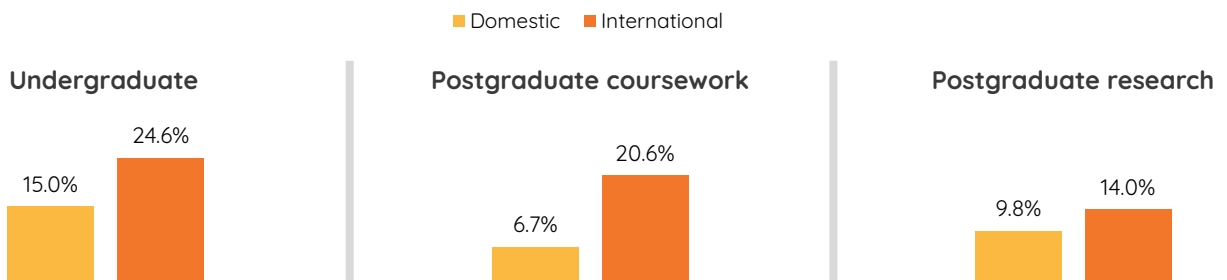


Underemployment

'Underemployment' is defined as the proportion of graduates employed part-time (i.e., less than 35 hours per week) who would prefer to work more hours (i.e., seeking more hours).

The proportions of underemployed international graduates have been declining since 2021 across all study levels. However, international graduates are more likely than domestic graduates to be employed part-time but seeking more hours, particularly at the undergraduate and postgraduate coursework levels.

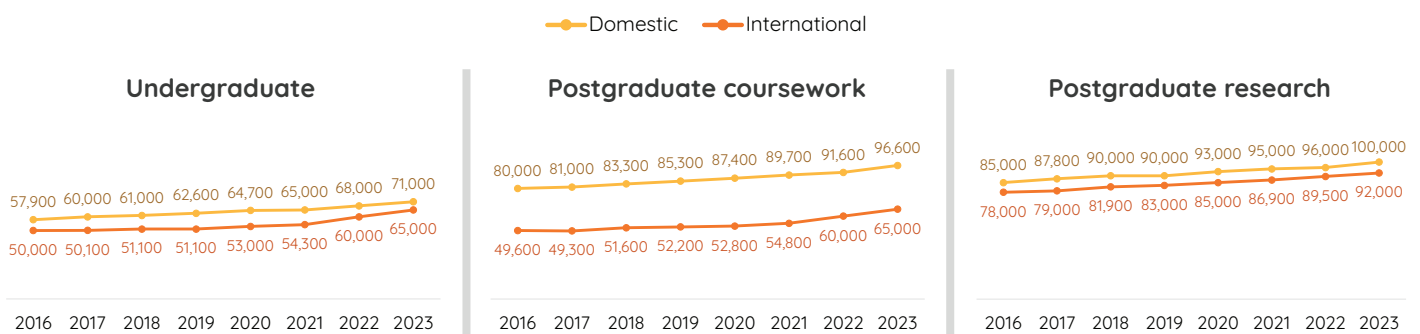
Graduates employed part-time seeking more hours, 2023



Full-time median annual salary

International graduate salaries continued to trail domestic graduate salaries in 2023. However, the undergraduate median salary increased at a higher rate than domestic graduate salaries year on year, which narrowed the gap somewhat. The greatest disparity exists at the postgraduate coursework level where domestic graduates tend to be older and often established in their careers when they complete their course.

Full-time median annual salaries for graduates employed in Australia (AUD)*



* Salaries are presented in nominal terms. This means the salary amounts reflect the actual values as they existed in the respective year (that is, the values are not adjusted for inflation).

Skills utilisation

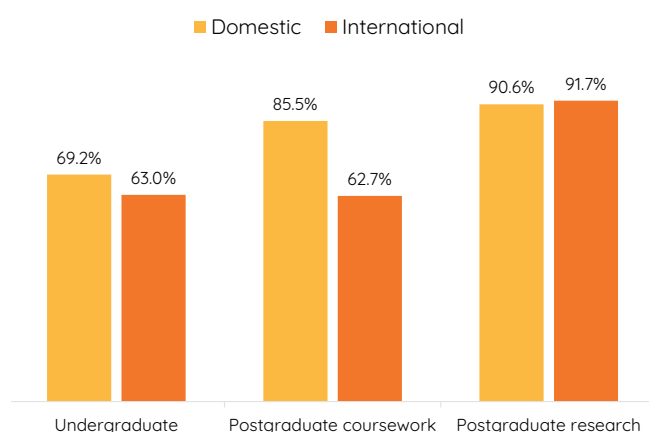
There are a number of measures that can be used to indicate the “quality” of graduate jobs and skills utilisation, such as the proportion of graduates employed in managerial and professional occupations and the proportion of graduates indicating that they are not fully utilising their skills and education in their current job.

At the undergraduate and postgraduate coursework levels, international graduates were less likely to be employed full-time in managerial and professional occupations. They were also more likely to indicate that they were not fully utilising their skills and education in the current job.

Despite international graduates at the postgraduate research level having lower rates of full-time employment and full-time median annual salaries than domestic graduates, those who were employed full-time were slightly more likely to be employed in managerial and professional occupations and less likely to perceive their skills and education were being underutilised.

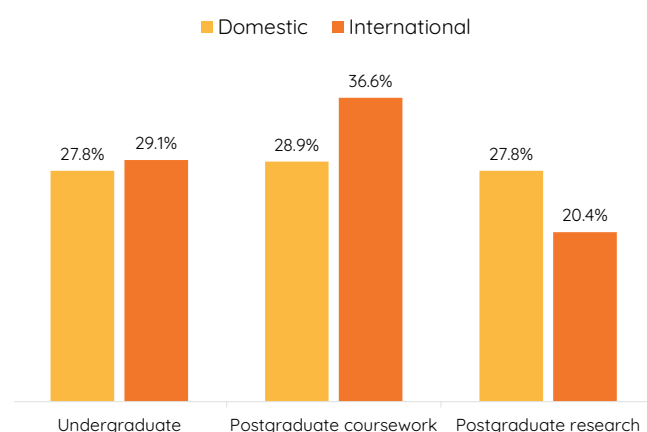
Proportion of graduates employed full-time in managerial and professional occupations, 2023

(As a proportion of those available for full-time work)



Proportion of graduates that indicated they were working in a job that did not fully utilise their skills or education, 2023

(As a proportion of those available for full-time work)

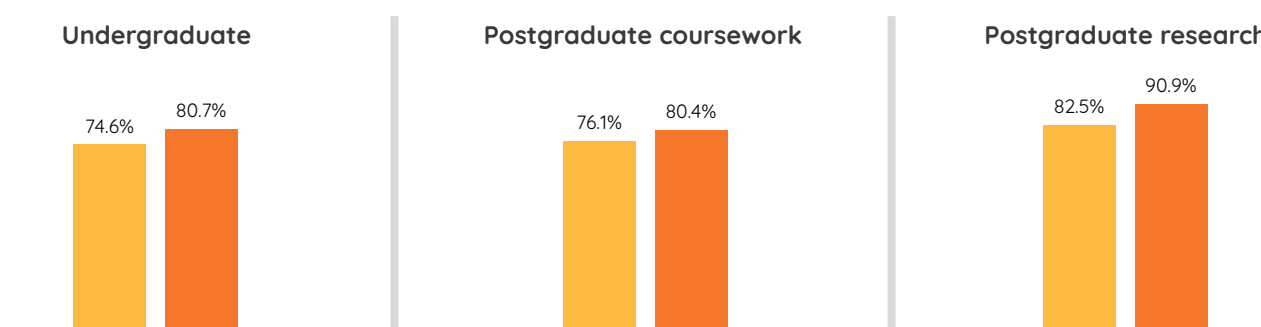


36.6% of international postgraduate coursework graduates employed full-time reported not fully utilising their skills and education. Not having permanent residency was the most frequently cited reason for this.

Another measure of skills utilisation is based on graduate perceptions of how well the qualification prepared them for their current job. International graduates employed full-time reported higher levels of preparedness than domestic graduates across all study levels.

Qualification prepared graduate well or very well for current job, 2023

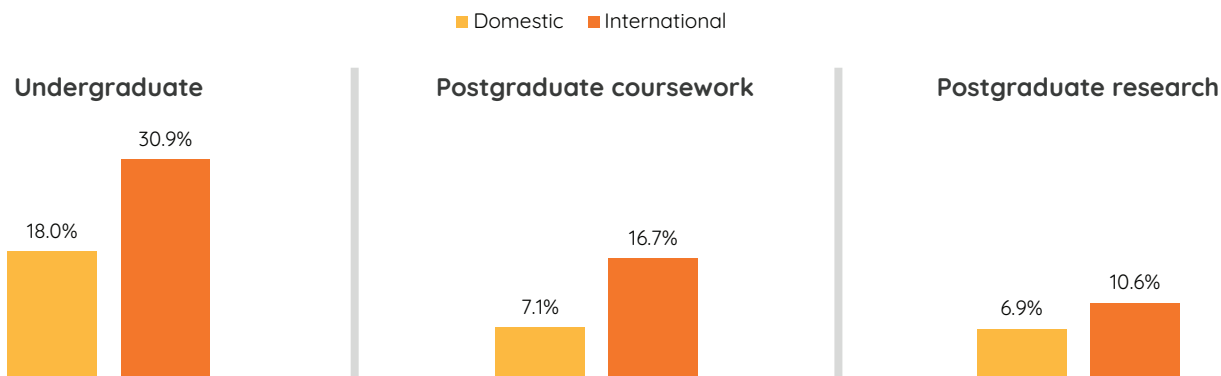
Domestic International



Further full-time study

International graduates are considerably more likely than domestic graduates to proceed to further full-time study shortly after course completion, particularly at the undergraduate and postgraduate coursework levels. Management and commerce was the most popular broad field of education destination for international graduates who had recently completed undergraduate and postgraduate coursework qualifications.

Proportion of graduates in further full-time study, 2023



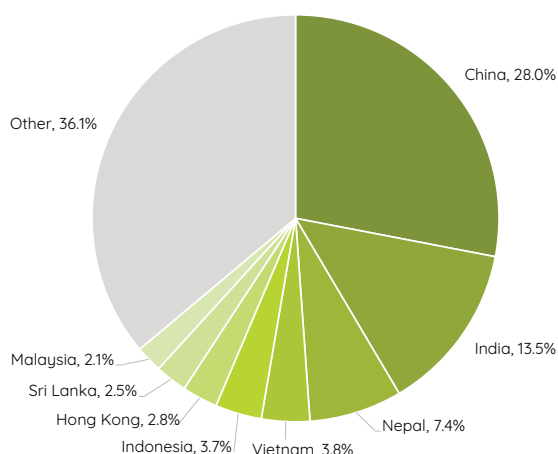
Top 3 study destinations for international graduates, 2023



International graduate respondent profile, 2023 GOS

More than 60 per cent of international graduate respondents in the 2023 GOS were from eight source countries. Chinese graduates represented the largest proportion, followed by India and Nepal. International graduate respondents clustered in a small number of study areas, including Business and management, Computing and information systems and Engineering.

Proportion of responses by source country (all study levels)



Proportion of responses by study area (all study levels)

